



Description

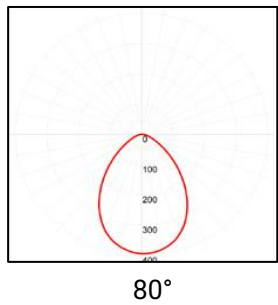
This LED Downlight is the perfect solution for areas that require a high level of illumination. Its power adjustable settings allow you to easily adjust the wattage to suit your specific needs. Additionally, this light is energy-efficient, consuming less power than traditional lighting options. It also has a long lifespan of up to 50,000 hours, making it an ideal choice for commercial and industrial spaces. With its power adjustable settings and energy-efficient design, this LED Downlight is the perfect choice for any lighting need.

Aluminum alloy is an ideal material for LED lights because it is lightweight, durable, and corrosion-resistant. It is also able to dissipate heat quickly, making it an ideal material for LED lights that will be operating in high temperatures. Additionally, aluminum alloy is an excellent electrical conductor, which is important for LED lights since they require electricity to operate.

Applications

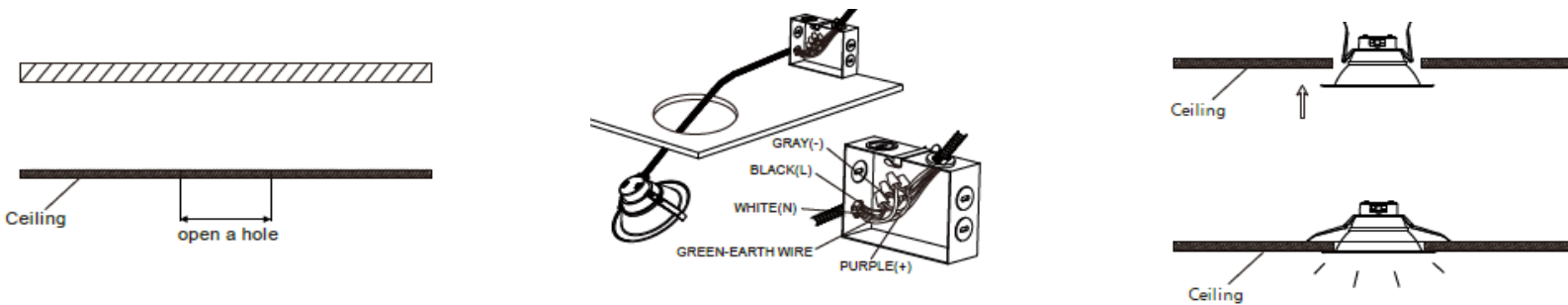
General Ambient Lighting
Commercial Facilities

Photometry

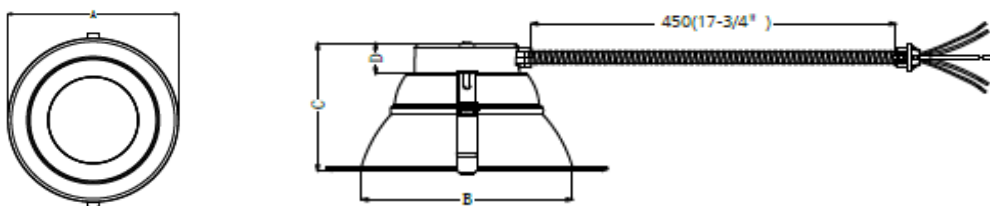


80°

Mounting



Dimensions



Reference the dimension chart

Electrical Information

Model No.	KP-8	KP-12	KP-16
Power Consumption(±10%)	8W	12W	16W
Input Voltage	AC 120V-277 VAC 50/60 Hz		
Power Factor	0.8	0.9	0.9
Flicker Index	<10%		
THD	<20% @277V		
Control	0-10V Dimmable		

Optic Information

LED Type	SMD
Efficacy(4000K Ra80)	95 lm/w
Correlated Color Temperature	Ra80
Color Rendering Index	3000K, 4000K, 5000K
Beam Angle	80°
UGR level	N/A

Dimensions and Mounts

Product Dimension	A	B	C	D
	8-5/16"	6-2/6"	4-3/8"	1-1/3"
Luminaire Net Weight	1.4 Lbs			
Mounting Option	Recessed			
Material	Aluminum Alloy			
Finish	Powder Coating			
Fixture Color	White RAL 9016			
IK Rating	N/A			
IP Rating	IP54			

Lifespan and Warranty

Operating Temperature	-4°F - 113°F
Warranty	5 Years

Safety Certifications

Luminaires (UL 1598:2021 Ed.5)
Luminaires (CSA C22.2#250.0:2021 Ed.5)

Key Features

Adjustable Power Selection
3 CCT Adjustable