



## DESCRIPTION

Cold forging heat sink with excellent thermal conductivity and larger heat dissipation area for optimum heat dissipation. Designed for extreme high temperature. Back cover plate and vertical cooling ribs prevent dust deposits. Modular design to meet different power requirements.

## FEATURES

- Operation temperature up to 158°F
- Wattage range from 100W to 400W, modular high bay
- Luminous efficiency up to 160lm/W
- IP66, IK08

## APPLICATION

- Designed for high temperatures
- Heavy industrial plants
- Steel mills, paper mills, breweries, roasting plants
- Other manufacturing plants

|                |  |
|----------------|--|
| Catalog Number |  |
| Notes          |  |
| Type           |  |

## TECHNICAL SPECIFICATIONS

|                         |                                 |
|-------------------------|---------------------------------|
| Model Number            | BL7-100                         |
| Power Consumption (±5%) | 100W (per module)               |
| Power Supply            | SOSEN                           |
| Input Voltage           | 100-277/277-480 VAC, 50 / 60 Hz |
| Power Factor            | >0.9                            |
| Surge Protection        | 6kV line-line, 10kV line-earth  |
| Driver Type             | Constant Current (CC)           |
| Control                 | N/A                             |

## OPTIC SPECIFICATIONS

|                              |              |
|------------------------------|--------------|
| LED Type                     | LED 5050     |
| Luminous Flux (±10%)         | 16000lm      |
| Efficacy (5000K Ra70)        | 160lm/W      |
| Correlated Color Temperature | 4000K, 5000K |
| Color Rendering Index        | Ra70         |
| Beam Angle                   | 60°, 120°    |
| UGR level                    | <19          |

## MOUNTING AND PRODUCT DIMENSIONS

|                      |   |
|----------------------|---|
| Product Dimension    | 8.66"×17.13"  |
| Luminaire Net Weight | 8.95±0.66 lbs   |
| Export Carton Size   | 18.11" × 11.81" × 12"   |
| Gross Weight         | 10.8±0.66 lbs   |
| Mounting Option      | Loop Hanging, single/twin/triple/quad mount                   |
| Material             | Aluminum Alloy<br>Polycarbonate Optical Lens / Tempered Glass |
| Finish               | Powder Coating  |
| Fixture Color        | Black   |
| EPA                  | N/A   |
| IK Rating            | IK08  |
| IP Rating            | IP66  |

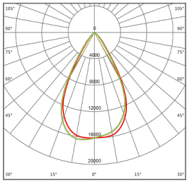
## LIFESPAN AND WARRANTY

|                           |                   |
|---------------------------|-------------------|
| Operating Temperature     | -22°F to 158°F    |
| Life Time of LED @Ta=25°C | 70,000 hrs - L90  |
|                           | 100,000 hrs - L80 |
|                           | 100,000 hrs - L70 |
| Warranty                  | 5 Years           |

## SAFETY CERTIFICATIONS

Luminaires (UL 1598:2021 Ed.5)  
Luminaires (CSA C22.2#250.0:2021 Ed.5)

**PHOTOMETRY**



100W 60° Beam Angle

**MOUNTING OPTIONS**



Single



Double

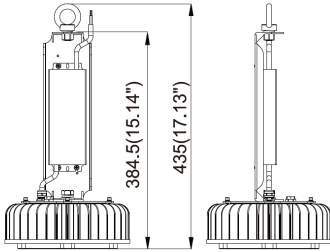
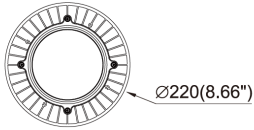


Triple

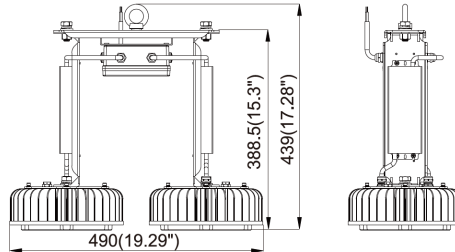
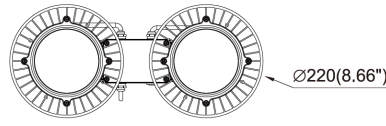


Quad

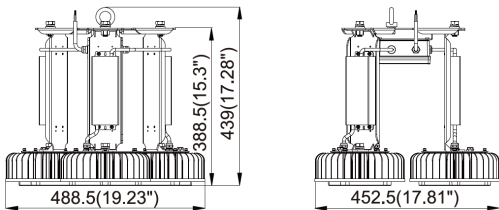
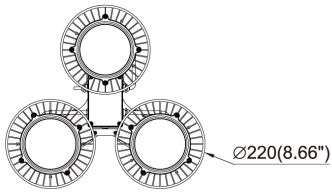
**DIMENSIONS (unit:mm)**



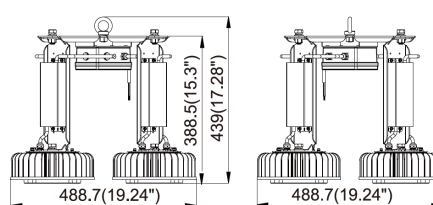
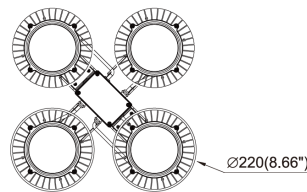
One Module



Two Modules



Three Modules



Four Modules

**ACCESSORIES & Mounting Hardware**



**Double-Mount Bracket Kit for 200W Fixture**



**Triple-Mount Bracket Kit for 300W Fixture**



**Quad-Mount Bracket Kit for 400W Fixture**



**Safety chain**  
304 stainless steel, available in multiple lengths.

**ORDERING INFORMATION**

| Series                    | Wattage & Lumen Output | Voltage                | Correlated Color Temperature (CCT) | Beam Angle  | Mounting Option        | Finish Color |
|---------------------------|------------------------|------------------------|------------------------------------|-------------|------------------------|--------------|
| BL7 (Blue 7 LED High Bay) | 100 (100W, 16000lm)    | MV (100-277V, 50/60Hz) | 40K (4000K)                        | 60D (60°)   | SH (Single Hook Mount) | BK (Black)   |
|                           | 200 (200W, 32000lm)    | HV (277-480V, 50/60Hz) | 50K (5000K)                        | 120D (120°) | TM (Twin Mount)        |              |
|                           | 300 (300W, 48000lm)    |                        | TRM (Triple Mount)                 |             |                        |              |
|                           | 400 (400W, 64000lm)    |                        |                                    |             |                        |              |

| Accessories           |
|-----------------------|
| SC (Safety Chain)     |
| EMB (Battery Back-up) |