



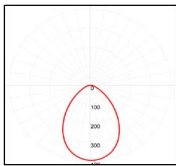
## DESCRIPTION

This LED Downlight is the perfect solution for areas that require a high level of illumination. Its power adjustable settings allow you to easily adjust the wattage to suit your specific needs. Additionally, this light is energy-efficient, consuming less power than traditional lighting options. It also has a long lifespan of up to 50,000 hours, making it an ideal choice for commercial and industrial spaces. With its power adjustable settings and energy-efficient design, this LED Downlight is the perfect choice for any lighting need. Aluminum alloy is an ideal material for LED lights because it is lightweight, durable, and corrosion-resistant. It is also able to dissipate heat quickly, making it an ideal material for LED lights that will be operating in high temperatures. Additionally, aluminum alloy is an excellent electrical conductor, which is important for LED lights since they require electricity to operate.

## APPLICATION(S)

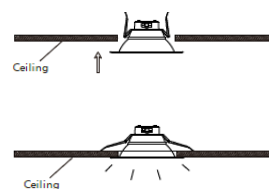
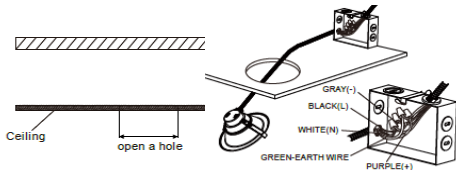
- General Ambient Lighting
- Commercial Facilities

## PHOTOMETRY

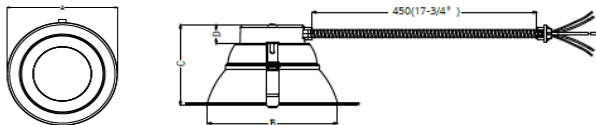


90°

## MOUNTING OPTIONS



## DIMENSIONS



Reference the dimension chart

Catalog Number	
Notes	
Type	

## TECHNICAL SPECIFICATIONS

<b>Model No.</b>	KP-22	KP-28	KP-33
<b>Power Consumption(±10%)</b>	22W	28W	33W
<b>Input Voltage</b>	AC 120V-277 VAC 50/60 Hz		
<b>Power Factor</b>	0.8	0.9	0.9
<b>Flicker Index</b>	<10%		
<b>THD</b>	<20% @277V		
<b>Control</b>	0-10V Dimmable		

## OPTIC SPECIFICATIONS

<b>LED Type</b>	SMD
<b>Efficacy(4000K Ra80)</b>	95 lm/w
<b>Correlated Color Temperature</b>	Ra80
<b>Color Rendering Index</b>	3000K, 4000K, 5000K
<b>Beam Angle</b>	90°
<b>UGR level</b>	N/A

## MOUNTING AND PRODUCT DIMENSIONS

<b>Product Dimension</b>	A	B	C	D
	11-9/16"	8-5/8"	5-1/2"	1-1/3"
<b>Luminaire Net Weight</b>	2.3 Lbs			
<b>Mounting Option</b>	Recessed			
<b>Material</b>	Aluminum Alloy			
<b>Finish</b>	Powder Coating			
<b>Fixture Color</b>	White RAL 9016			
<b>IK Rating</b>	N/A			
<b>IP Rating</b>	IP54			

## LIFESPAN AND WARRANTY

<b>Operating Temperature</b>	-4°F - 113°F
<b>Warranty</b>	5 Years

## SAFETY CERTIFICATIONS

- Luminaires (UL 1598:2021 Ed.5)
- Luminaires (CSA C22.2#250.0:2021 Ed.5)

## Key Features

- Adjustable Power Selection
- 3 CCT Adjustable

## ORDERING INFORMATION

KP						
Series	Wattage & Lumen Output	Voltage	Correlated Color Temperature (CCT)	Beam Angle	Control Options	Mounting Option
KP (KP LED Downlight)	22W (Adjustable) 28W (Adjustable) 33W (Adjustable)	MV (120-277V)	30K (3000K) 40K (4000K) 50K (5000K)	80D (80°)	0-10V (0-10V Dimmable)	RC (Recessed)

Finish Color	Accessories
WH (White, RAL 9016)	EMB (Battery Back-up)